Multifocal IOLs

FULLRANGE

FullRange SL (SeeLens MF)

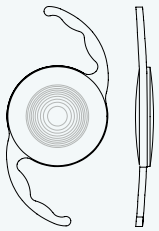

* FullRange BL (BunnyLens MF)

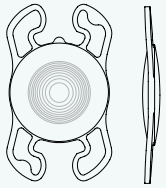

* FullRange Toric (VisTor MF)

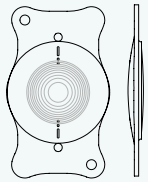

* Available in preloaded configuration

	FullRange SL (SeeLens MF)	FullRange BL (BunnyLens MF) *	FullRange Toric (VisTor MF) *
Platform	C-Loop	4 - Loop	Plate Haptic
Overall Diameter	13 mm	11 mm (≥10D) 11.5mm (<10D)	11 mm (>16D) 11.5 mm (≤16D)
Placement	Capsular Bag		
Optic Diameter	6 mm		
Power Range	0 to +30 (0.5D increments) +30 to +35 (1D increments)		+15.5 to +30.0 (0.5D increments)
Addition	Add power: +3		
Cylinder Range	-		1.0, 1.5, 2.25, 3.0, 3.75, 4.5
Optic Design	Aspheric Multifocal Diffractive Apodized		
360° Continuous Square Edge	Yes		
Haptic Angulation	5°		0°
Material	Hydrophilic acrylic with bonded UV absorber and violet light filter		
Refractive Index	1.46 (hydrated @ 35°c)		
A-constant (SRK/T) for Optical or Immersion US Biometry	118.6	118.5	117.7
A-constant (SRK/T) for Contact US Biometry	118.26	118.16	117.3
Sterilization	Steam		

HANITA Lenses

SEE Beyond With FullRange Optics

Lowest Straylight

Straylight research conducted using the FullRange lens shows that its straylight is the lowest tested in the industry.
This is due to the clarity of the lens, lack of glistening and the low refractive index of the lens material.

Reference: Grzegorz Labuz; J Cataract Refract Surg 2016; 42:618–625 Q 2016 ASCRS and ESCRS Comparison of ocular straylight after implantation of multifocal intraocular lenses; and Dr. Lapid-Gortzak R.; Refract Surg. 2015;31(11):746-751.] Straylight Measurements in Two Different Apodized Diffractive Multifocal Intraocular Lenses

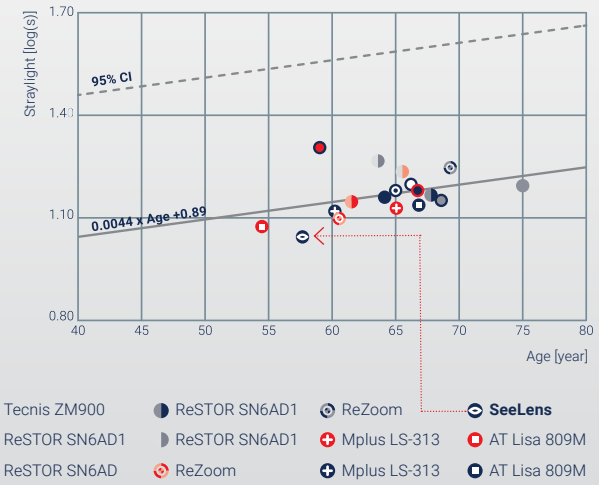

Contrast Sensitivity

Due to its aspheric optical design profile, clinical results of the FullRange lens show superior contrast sensitivity leading to contrast sensitivity comparable to a monofocal IOL as presented by Prof. J.L. Alio.

Contrast sensitivity function comparison between groups. It shows comparison of the postoperative contrast sensitivity function in both groups of patients under photopic and scotopic conditions.

Reference: Prof. Alio J.L.; Clinical outcomes with a new microincisional diffractive multifocal IOL Eye and Vision (2015) 2:2 DOI 10.1186/s40662-015-0012-8

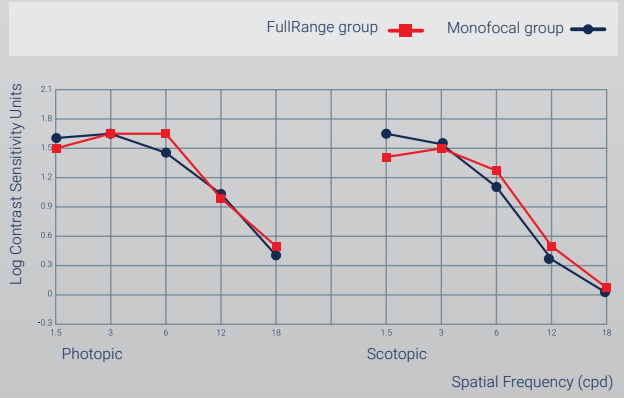

* Seelens MF / Bunnylens MF Easy. +3.00